

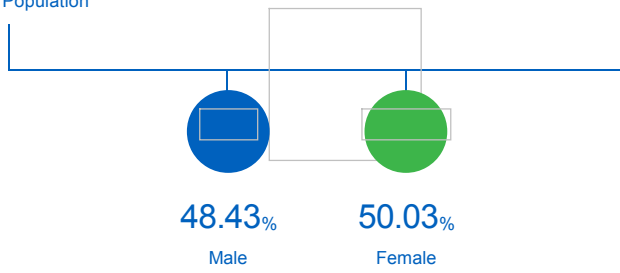
## People

The total population of Iredell County is 191,968. The median age is 39.64

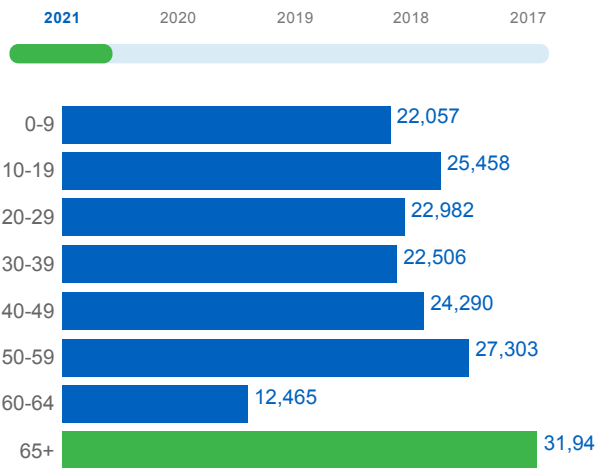


# 191,968

Total Population



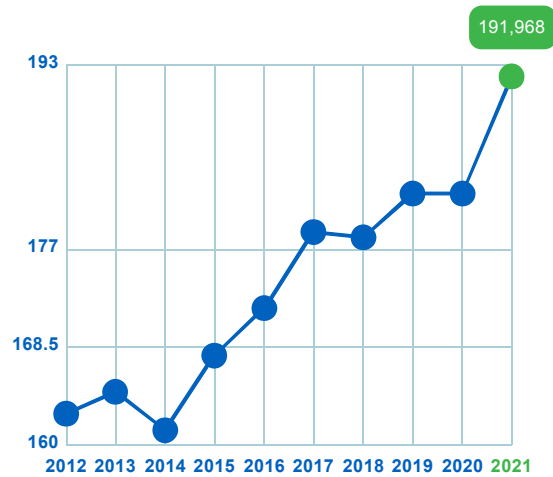
### Age Distribution



### Median Age

# 40

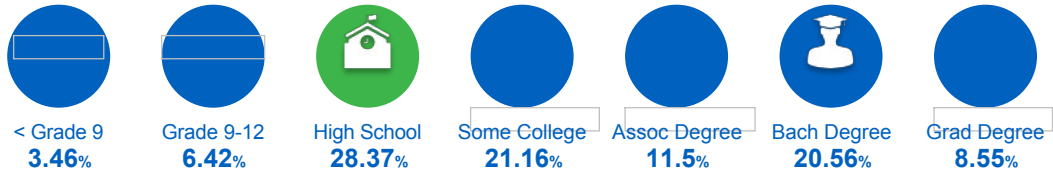
### Population Growth (in thousands)



## Educational Attainment



40.61% of the population in Iredell County have an Associate's degree or higher. 90.14% have a high school degree or higher.



## Labor Force

Iredell County has a labor force of 96,169 people, with an unemployment rate of 3.5%.

96,169

Labor Force

3.5%

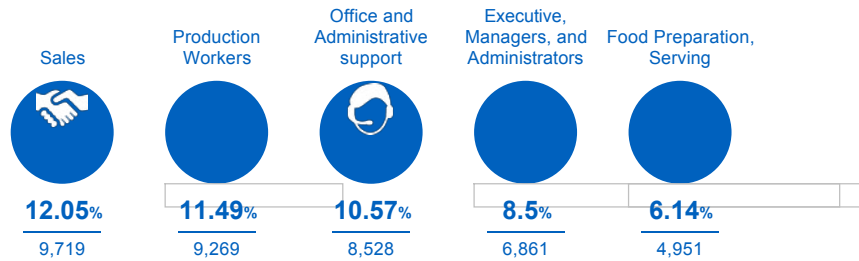
Unemployment Rate

▼ -2.3%

Unemployment Rate  
Change (1 year)

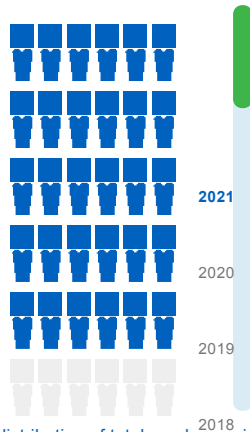
## Talent

What are the largest job counts by occupation?



Total Employees

80,689



The work distribution of total employees in Iredell County is:



Total Establishments


8,006



## Businesses and Jobs

Iredell County has a total of 8,006 businesses. In 2021, the leading industries in Iredell County were Manufacturing, Health Care and Social Services, Retail, and Accommodation and Food Services.

What are the top industries by jobs?



Manufacturing

14,003

Jobs

450

Establishments

2



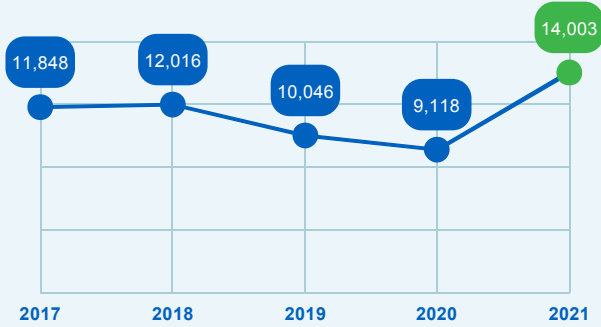
Health Care and Social Services

10,849

Jobs

731

Establishments



3



Retail

9,974

Jobs

1,008

Establishments

4



Accommodation and Food Services

6,370

Jobs

482

Establishments

How many employees do businesses in Iredell County have?



1-4 Employees	67.97%
5-9 Employees	15.83%
10-19 Employees	8.26%
20-49 Employees	4.36%
50-99 Employees	2.02%
100+ Employees	1.57%

## Income and Spending

Households in Iredell County earn a median yearly income of \$66,300. 43.64% of the households earn more than the national average each year. Household expenditures average \$62,739 per year. The majority of earnings get spent on Shelter, Transportation, Food and Beverages, Health Care, and Utilities.




**\$66,300**

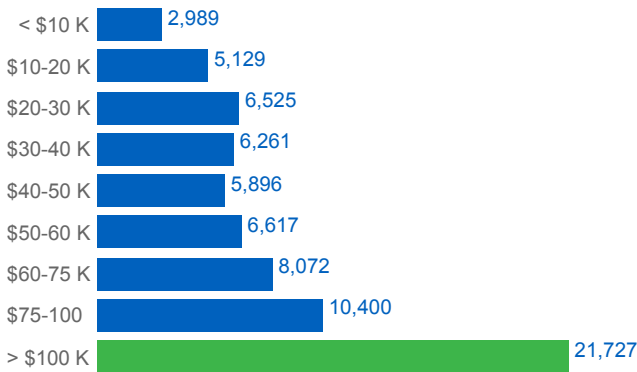
Median Household Income

**0%** more than the county

**11%** more than the state


**2%** less than the nation

Income Distribution



How do people spend most of their money?

PER HOUSEHOLD

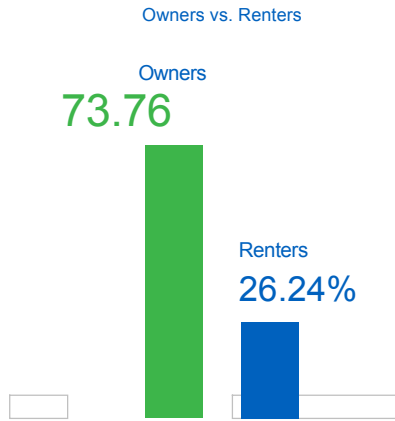


**\$62,739**

Median Household Expenditure

## Housing

There are 48% more households who own their homes than there are renters.



## Transportation

Residents spend an average of 24 minutes commuting to work. Iredell County is served by 40 airports within 50 miles. Rail can be accessed within the community. Interstates can be accessed within the community.



24<sub>min</sub>

Commute Travel Time



2 + 40<sub>(+50 miles)</sub>

Airports in Community



Interstate

In Community



Freight Rail

In Community

## Taxes

Top State Corporate Income Tax

2.5%

Top State Personal Income Tax

5.25%

Top State Personal Capital Gains Tax

5.8%

Top State Corporate Capital Gains Tax

5%

State Sales Tax

4.75%

