

## County Profile

Iredell County (NC)

March 2019

### Demographics

#### Population & Growth

2016 Est Population  
2010 Census Total Population  
Jul2017 NC Certified Population Estimate

#### Population

167,493  
159,437  
176,229

#### % Annual Growth

1.5%  
3.0%

#### Urban/Rural Representation

2010 Census Total Population: Urban  
2010 Census Total Population: Rural

98,991  
60,446

#### Urban/Rural Percent

62.1%  
37.9%

#### Estimated Population by Age

2016 Est Median Age  
2016 Est Total Pop 0-19  
2016 Est Total Pop 20-24  
2016 Est Total Pop 25-34  
2016 Est Total Pop 35-44  
2016 Est Total Pop 45-54  
2016 Est Total Pop 55-64  
2016 Est Total Pop 65+

40  
43,933  
10,031  
18,979  
22,820  
26,231  
21,209  
24,290

#### % Pop by Age

26.3%  
6.0%  
11.3%  
13.6%  
15.7%  
12.7%  
14.5%

### Commuters, Workers Age 16 and Over, 2016 ACS Est

#### Percent of Workers, By Travel Time

Avg Travel Time, Minutes 25.2  
Workers Not Working at Home 73,021  
Travel Time to Work: < 10 minutes 12.9%  
Travel Time to Work: 10-14 minutes 16.5%  
Travel Time to Work: 15-19 minutes 17.3%  
Travel Time to Work: 20-24 minutes 14.1%  
Travel Time to Work: 25-29 minutes 6.0%  
Travel Time to Work: 30-34 minutes 11.4%  
Travel Time to Work: 35-44 minutes 5.5%  
Travel Time to Work: 45-59 minutes 7.5%  
Travel Time to Work: 60+ minutes 8.6%

#### Workers, By Transportation

Worker Transp, Base 76,677  
Work at Home 4.8%  
Drove Car/Truck/Van Alone 84.0%  
Carpooled Car/Truck/Van 8.3%  
Public Transportation 0.4%  
Walked 0.9%  
Bicycle 0.1%  
Taxi, Motorcycle, Other 1.4%

#### Place of Work

Worked in State/County of Residence  
Worked in State/Outside County of Residence  
Worked Outside State of Residence

#### Commuters

51,987  
23,540  
1,150

#### Residents

67.8%  
30.7%  
1.5%

### Education

2017-18 Kindergarten-12th Enrollment  
2018 Average SAT score (1600 new scale)  
2018 Percent of Graduates taking SAT  
2016-17 Higher Education Completions (Provisional)  
2016-17 Higher Education Enrollment (Provisional)  
2016 Est Education Attainment - At Least High School Graduate  
2016 Est Education Attainment - At Least Bachelor's Degree

30,891  
1,130  
46.9%  
2,726  
5,987  
99,751  
29,159

#### Pop Age 25+

87.9%  
25.7%

## Housing

		<b>% Ann Growth or % Total</b>
2016 Est Total Housing Units	70,448	0.8%
2010 Census Total Housing	61,215	
2010 Census Total Households	69,013	
2010 Census Occupied Housing	53,417	87.3%
2010 Census Vacant Housing	7,798	12.7%
2016 Est Median Value of Owner Occupied Housing	\$169,300	
2016 Est Median Gross Rent	\$819	
2016 Est Owner Occupied Housing	44,333	71.8%
2016 Est Renter Occupied Housing	17,383	28.2%
2016 Est % Owner Occupied Vacancy Rate	2.8%	
2016 Est % Renter Occupied Vacancy Rate	8.0%	

## Income

		<b>% Ann Growth or % Pov</b>
2016 Est Median Family Income	\$64,736	
2017 Median Household Income (SAIPE)	\$56,559	0.4%
2016 Est Median Worker Earnings	\$30,929	
2017 Per Capita Income (BEA)	\$48,606	
2017 Est Pop, Income Below Poverty (SAIPE)	19,691	11.3%

## Employment / Unemployment

	<b>Currently</b>	<b>2017 Annual</b>
Jan2019 Prelim., 2017 Employment	85,204	83,394
Jan2019 Prelim., 2017 Unemployment	3,630	3,706
Jan2019 Prelim., 2017 Unemployment Rate	4.1%	4.3%
2018Q3YTD, 2017 Announced Job Creation	624	579
2018Q3YTD, 2017 Total Announced Investments (\$mil)	\$105.8	\$49.5

### Employment / Wages by Industry

	<b>2018Q3 Employment</b>	<b>2017 Employment</b>	<b>2018Q3 Avg Weekly Wage</b>	<b>2017 Avg Weekly Wage</b>
Total All Industries	73,839	71,735	\$947	\$912
Total Government	8,065	8,518	\$844	\$812
Total Private Industry	65,774	63,217	\$960	\$925
Agriculture Forestry Fishing & Hunting	403	438	\$853	\$893
Mining	.	32	.	\$1,177
Utilities	424	244	\$1,398	\$1,482
Construction	4,307	4,351	\$1,019	\$1,046
Manufacturing	11,557	11,207	\$1,000	\$1,031
Wholesale Trade	3,473	3,362	\$1,042	\$1,103
Retail Trade	10,027	9,564	\$552	\$535
Transportation and Warehousing	2,278	2,135	\$809	\$778
Information	608	575	\$1,012	\$867
Finance and Insurance	1,212	1,192	\$1,212	\$1,279
Real Estate and Rental and Leasing	690	649	\$800	\$820
Professional and Technical Services	2,790	2,683	\$1,204	\$1,305
Mgt of Companies, Enterprises	.	3,825	.	\$2,710
Administrative and Waste Services	5,164	4,591	\$591	\$596
Educational Services	4,325	5,054	\$792	\$737
Health Care and Social Assistance	8,607	8,451	\$1,219	\$897
Arts, Entertainment and Recreation	2,277	2,104	\$1,013	\$1,079
Accommodation and Food Services	7,283	6,920	\$312	\$297
Other Services Ex. Public Admin	1,698	1,697	\$643	\$573
Public Administration	2,759	2,662	\$860	\$843
Unclassified	0	0	\$0	\$0

## Commercial/Retail/Industrial

### Local Business

2018Q4 Available Industrial Buildings	22
2018Q3 Establishments: Total Private Industry	5,207
2018Q3 Establishments: Manufacturing	315
2016 Est Self Employed	4,110

### Local Retail Business

2018 Total Retail Sales (With Food/Drink) (\$mil)	\$2,929.1
2018 Total Retail Businesses (With Food/Drink)	1,348
2018 Avg Sales/Business Total (with Food/Drink)	\$2,172,936
2018Q4 Available Commercial Buildings (if County reports)	.

## Quality of Life

### Taxes

FY2018-19 Property Tax Rate per \$100 Value	\$0.5275
FY2017-18 Annual Taxable Retail Sales (\$mil)	\$2,346.3
2019 Tier designation	3

### Childcare

2018Q4 Licensed Child Care Facilities	91
2018Q4 Licensed Child Care Enrollment	3,534

### Weather

Annual Rainfall, inches	44
Annual Snowfall, inches	5
Average Annual Temperature, °F	57
Average Annual High Temperature, °F	70
Average Annual Low Temperature, °F	45

### Healthcare Providers

2017 Number of Physicians	340
2017 Physicians/10,000 population	19.3
2017 RNs/10,000 population	88.1
2017 Dentists/10,000 population	5.0
2017 Pharmacists/10,000 population	10.5

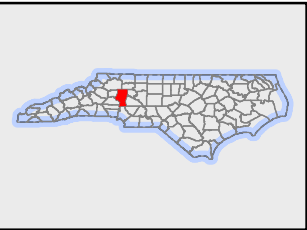
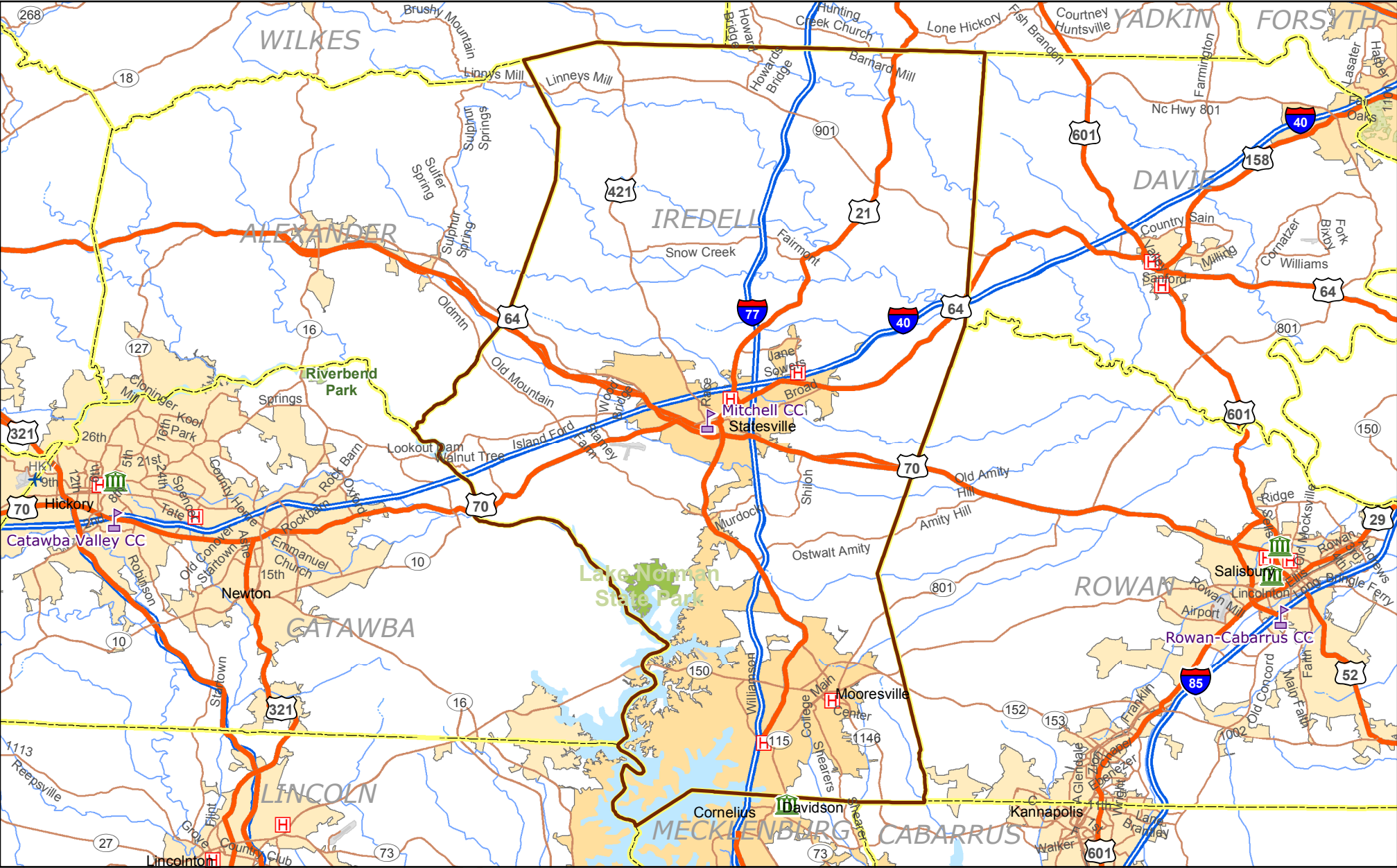
### Sources:

Census (2010 & ACS 2012-16) for demographics, commuters, place of work, educational attainment, housing, and income data at <https://factfinder.census.gov>. ESRI for retail data at [www.ESRI.com](http://www.ESRI.com). Applied Geographic Solutions for weather data at [www.AppliedGeographic.com](http://www.AppliedGeographic.com). NC Dept. of Education for SAT data by NC county system at <http://www.ncpublicschools.org>. US Dept. of Education, National Center for Education Statistics for higher education data at <https://nces.ed.gov/ipeds/datacenter>. NC Commerce, Labor and Economic Analysis Division, for NC tiers, occupational data, employment and unemployment, and wages and establishments by industry at <http://accessnc.nccommerce.com/>. EDPNC for announced new jobs and investment and available buildings at <https://edpnc.com>. NC Dept. of Health & Human Services for childcare data at <http://www.ncdhhs.gov/>. UNC Sheps Center for healthcare professions at <https://nchealthworkforce.unc.edu/>. Full datasets and topic dashboards are available at <http://AccessNC.NCCommerce.com>.

### Notes:

Data are the latest available at the date the profile was prepared. SAT scores use the new 1600 scoring system started in 2016 and represent county systems. Unemployment data is now the latest month which is preliminary and is subject to change. US Education IPEDs data for Completions and Enrollment is at least Provisional and updated when Final. American Community Survey (ACS) data are estimates, noted 'Est' and are from the 2012-16, 5-year survey; data is as of final year with dollars inflated to final year. Additional data, reports, and dashboards are available at: <http://accessnc.nccommerce.com/index.html>.

Iredell County, North Carolina




**Legend**

**Airports by Total Enplanements**

- ✈ 14,000,001 - 43,130,585
- ✈ 3,000,001 - 14,000,000
- ✈ 0 - 3,000,000

- Public University
- Private University
- NC Community Colleges
- Hospital

- Interstate
- US Route
- NC Route
- Major Railroad Lines
- County Boundary



## Iredell County Commuting Report, Primary Jobs 2015

### OVERALL INFLOW OUTFLOW ANALYSIS

Resident Flow (Live/Work in Iredell County)	Jobs
Resident Live/Work in Iredell County	31,675
Worker inflow	35,091
Resident Outflow	40,526
Net Flow	-5,435

### COMMUTING FLOW ANALYSIS BY EARNING, AGE AND INDUSTRY GROUP

Earnings Group	Worker Inflow	Percent of Total	Resident Worker	Percent of Total	Resident Outflow	Percent of Total	Net Flow
Jobs earning \$1,250 per month or less	7,849	22.4%	6,488	20.5%	8,240	20.3%	-391
Jobs earning \$1,251 to \$3,333 per month	13,242	37.7%	13,318	42.0%	13,882	34.3%	-640
Jobs earning more than \$3,333 per month	14,000	39.9%	11,869	37.5%	18,404	45.4%	-4,404

Age Group	Worker Inflow	Percent of Total	Resident Worker	Percent of Total	Resident Outflow	Percent of Total	Net Flow
Jobs of workers age 29 or younger	8,598	24.5%	6,388	20.2%	8,905	22.0%	-307
Jobs for workers age 30 to 54	19,770	56.3%	18,127	57.2%	23,286	57.5%	-3,516
Jobs for workers age 55 or older	6,723	19.2%	7,160	22.6%	8,335	20.6%	-1,612

Industry Group	Worker Inflow	Percent of Total	Resident Worker	Percent of Total	Resident Outflow	Percent of Total	Net Flow
Jobs in Goods Producing industries	7,073	20.2%	8,098	25.6%	7,671	18.9%	-598
Jobs in Trade, Transportation, and Utilities industries	9,935	28.3%	4,954	15.6%	10,967	27.1%	-1,032
Jobs in All Other Services industries	18,083	51.5%	18,623	58.8%	21,888	54.0%	-3,805

Data Source: US Census Bureau, Center for Economic Studies, LODS, 2015, available in 2017

This workforce product was funded by a grant awarded by the U.S. Department of Labor's Employment and Training Administration. The product was created by the recipient and does not necessarily reflect the official position of the U.S. Department of Labor. The Department of Labor makes no guarantees, warranties, or assurances of any kind, express or implied, with respect to such information, including any information on linked sites and including, but not limited to, accuracy of the information or its completeness, timeliness, usefulness, adequacy, continued availability, or ownership. This product is copyrighted by the institution that created it. Internal use by an organization and/or personal use by an individual for non-commercial purposes is permissible. All other uses require the prior authorization of the copyright owner.

# COMMUTING BY TOP 10 COUNTIES AND BY STATE

## Workers Coming Into Iredell County

Resident County	Jobs	Percent of Inflow Jobs	Percent of All County Jobs
Mecklenburg County, NC	7,530	21.5%	11.3%
Rowan County, NC	3,316	9.4%	5.0%
Catawba County, NC	3,176	9.1%	4.8%
Cabarrus County, NC	2,188	6.2%	3.3%
Alexander County, NC	1,394	4.0%	2.1%
Gaston County, NC	1,385	3.9%	2.1%
Wilkes County, NC	1,121	3.2%	1.7%
Guilford County, NC	1,034	2.9%	1.5%
Lincoln County, NC	1,023	2.9%	1.5%
Forsyth County, NC	1,004	2.9%	1.5%

## Workers Coming into Iredell County by Surrounding State

State	State Resident Workers	Percent of Inflow Jobs	Percent of All County Jobs
South Carolina	789	2.2%	1.2%
Virginia	226	0.6%	0.3%
Tennessee	95	0.3%	0.1%
Georgia	70	0.2%	0.1%

## Residents Working Out of Iredell County

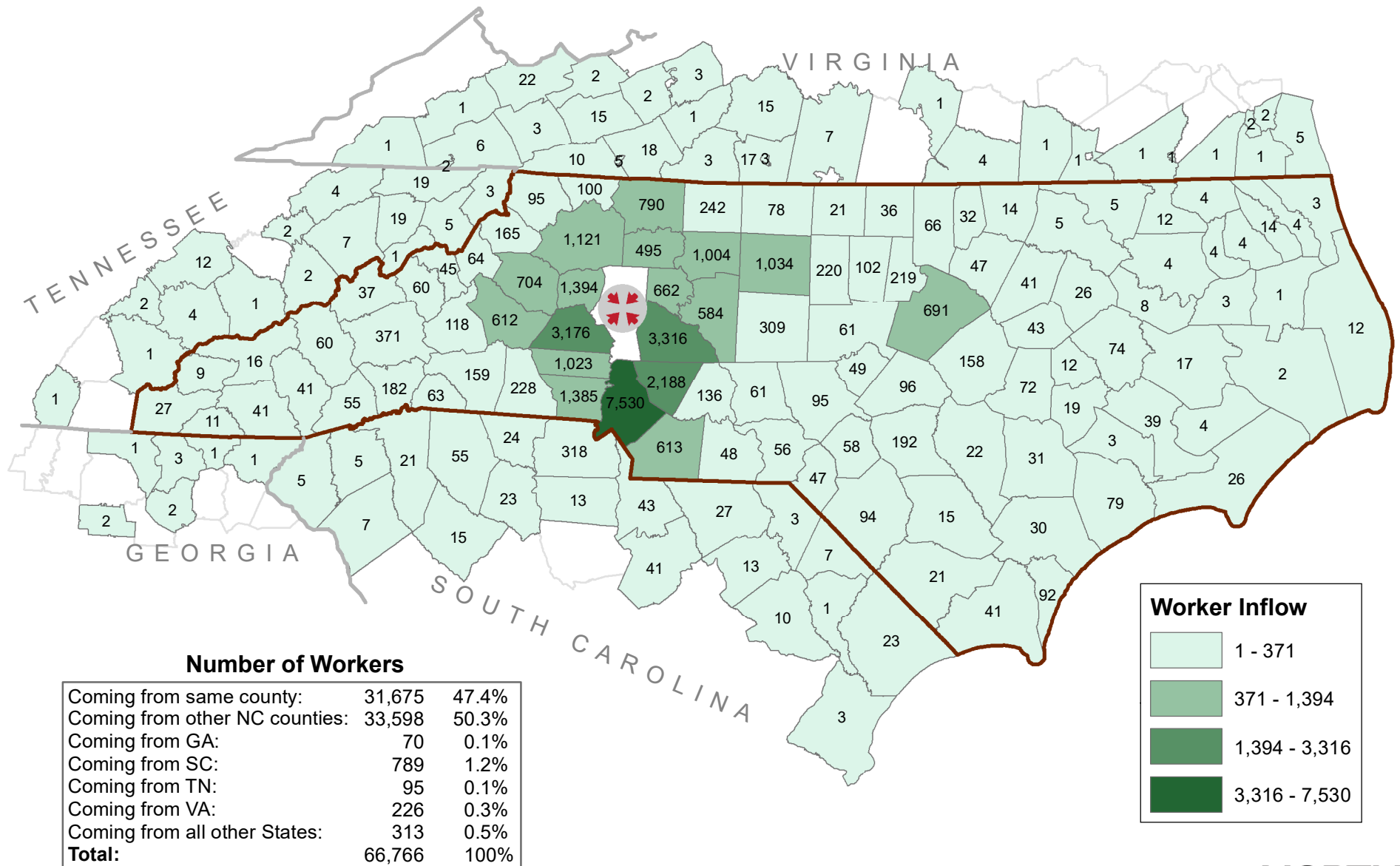
Workplace County	Jobs	Percent of Outflow Jobs	Percent of All County Jobs
Mecklenburg County, NC	14,969	36.9%	20.7%
Catawba County, NC	3,357	8.3%	4.6%
Rowan County, NC	2,821	7.0%	3.9%
Cabarrus County, NC	2,483	6.1%	3.4%
Forsyth County, NC	1,812	4.5%	2.5%
Wake County, NC	1,787	4.4%	2.5%
Guilford County, NC	1,586	3.9%	2.2%
Gaston County, NC	1,020	2.5%	1.4%
Alexander County, NC	727	1.8%	1.0%
Wilkes County, NC	722	1.8%	1.0%

## Residents Working Out of Iredell County by Surrounding State

State	State Resident Workers	Percent of Outflow Jobs	Percent of All County Jobs
South Carolina	645	1.6%	1.0%
Virginia	123	0.3%	0.2%
Georgia	89	0.2%	0.1%
Tennessee	53	0.1%	0.1%



# Workers Commuting into Iredell County, North Carolina



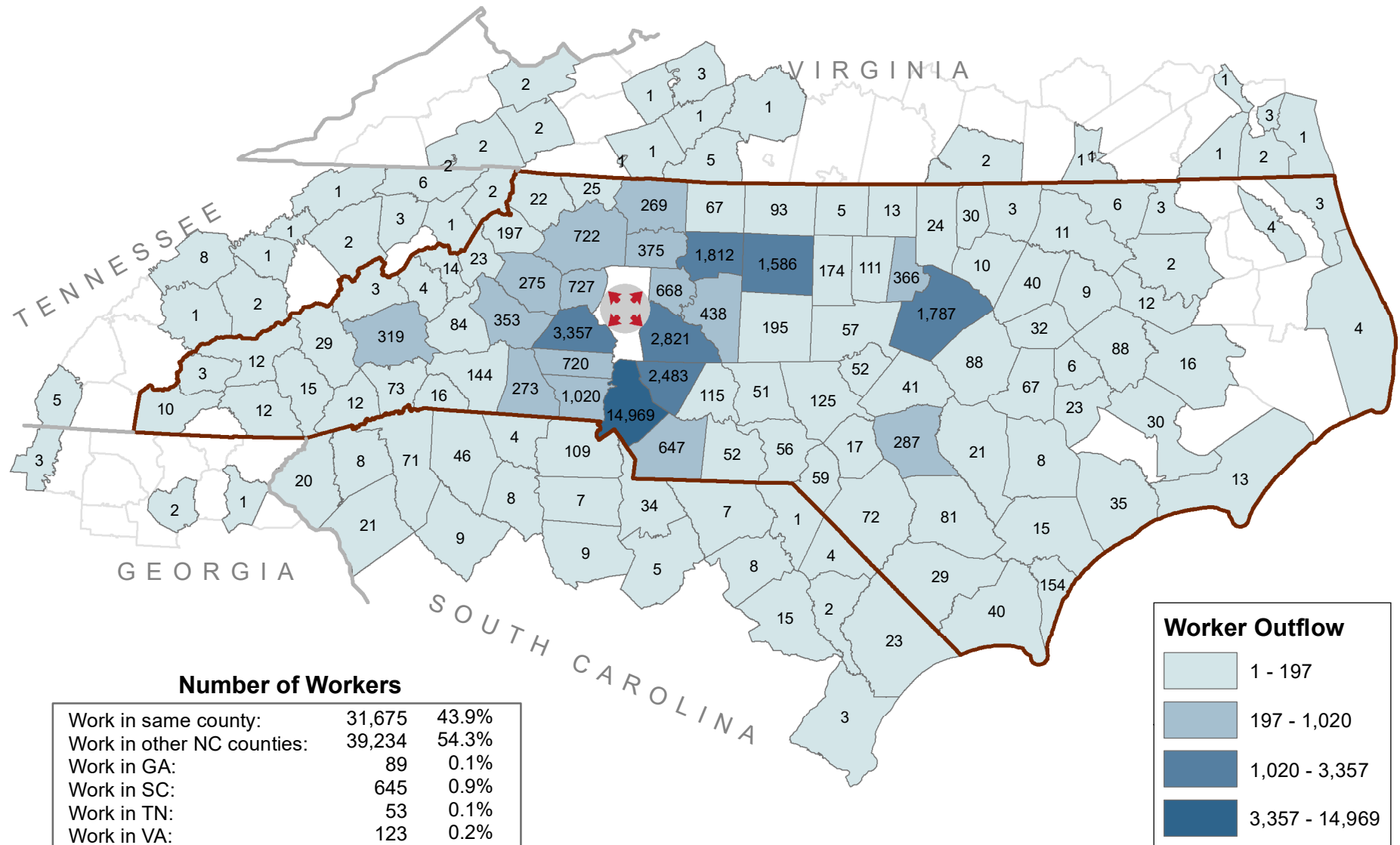
Data Source: US Census Bureau, Center for Economic Studies, LODS, 2015.  
Map Created in October, 2017

60 Miles



**NORTH CAROLINA**  
DEPARTMENT OF COMMERCE

# Workers Commuting out of Iredell County, North Carolina



Data Source: US Census Bureau, Center for Economic Studies, LODS, 2015.  
Map Created in October, 2017

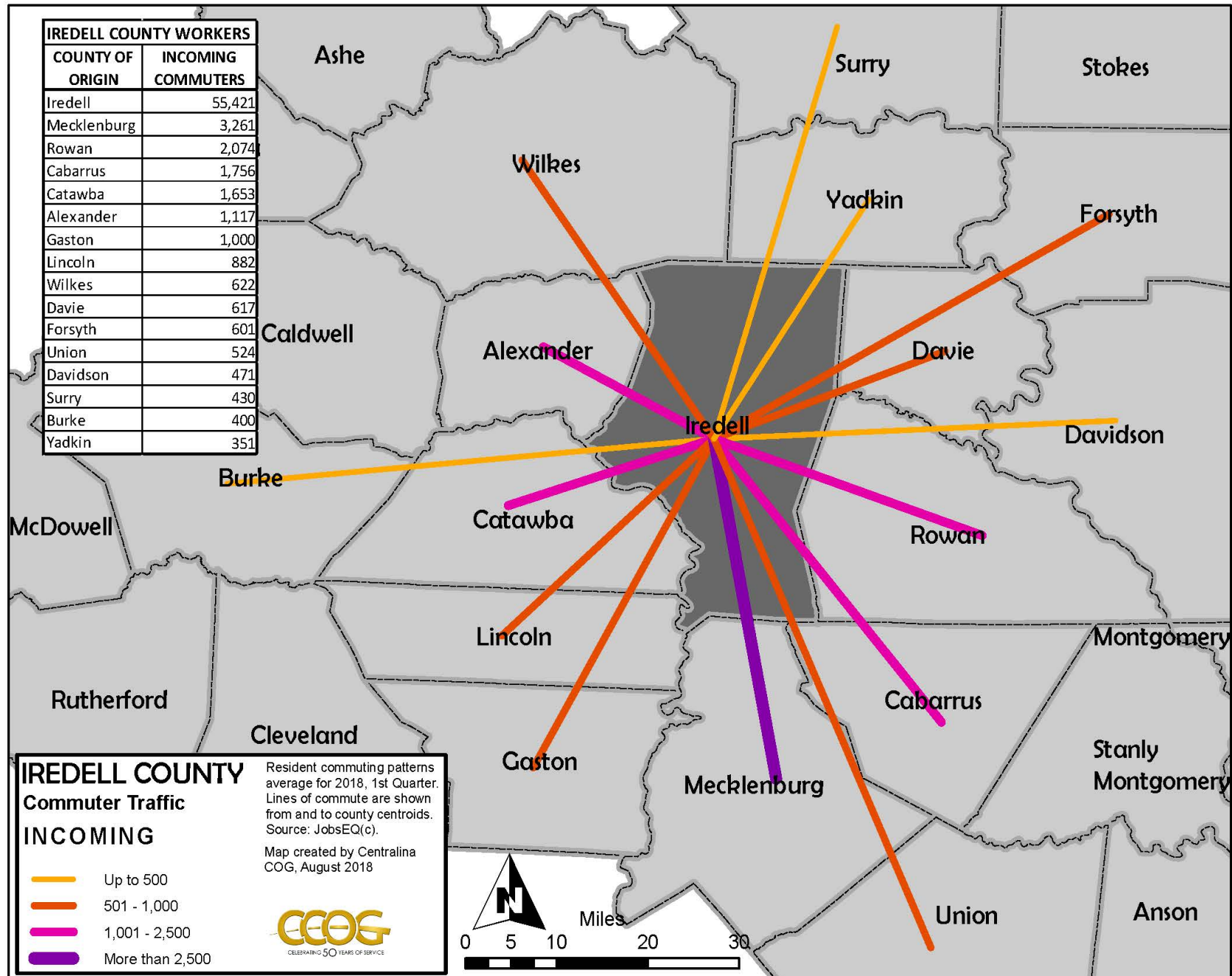
70 Miles



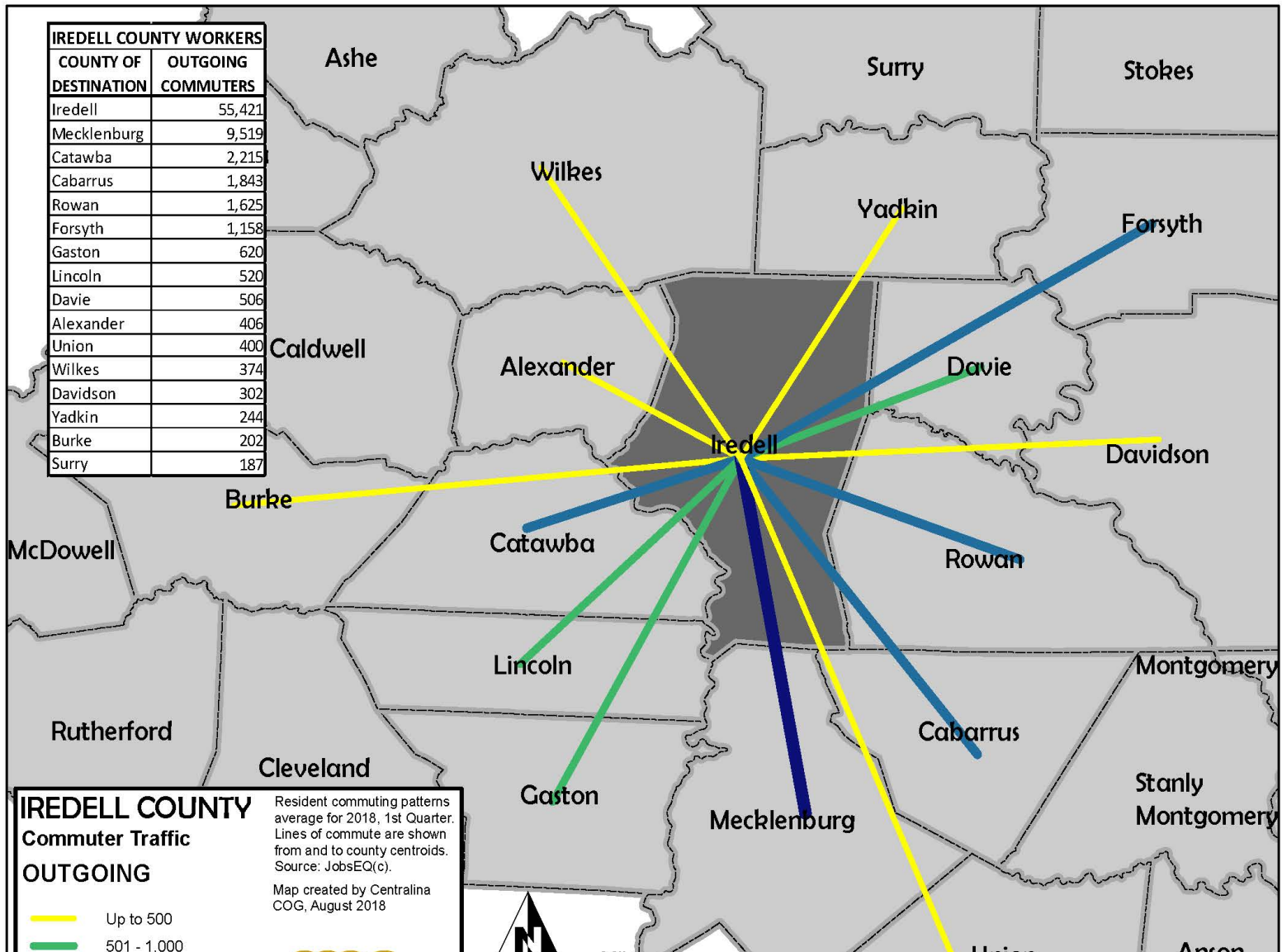
**NORTH CAROLINA**  
DEPARTMENT OF COMMERCE



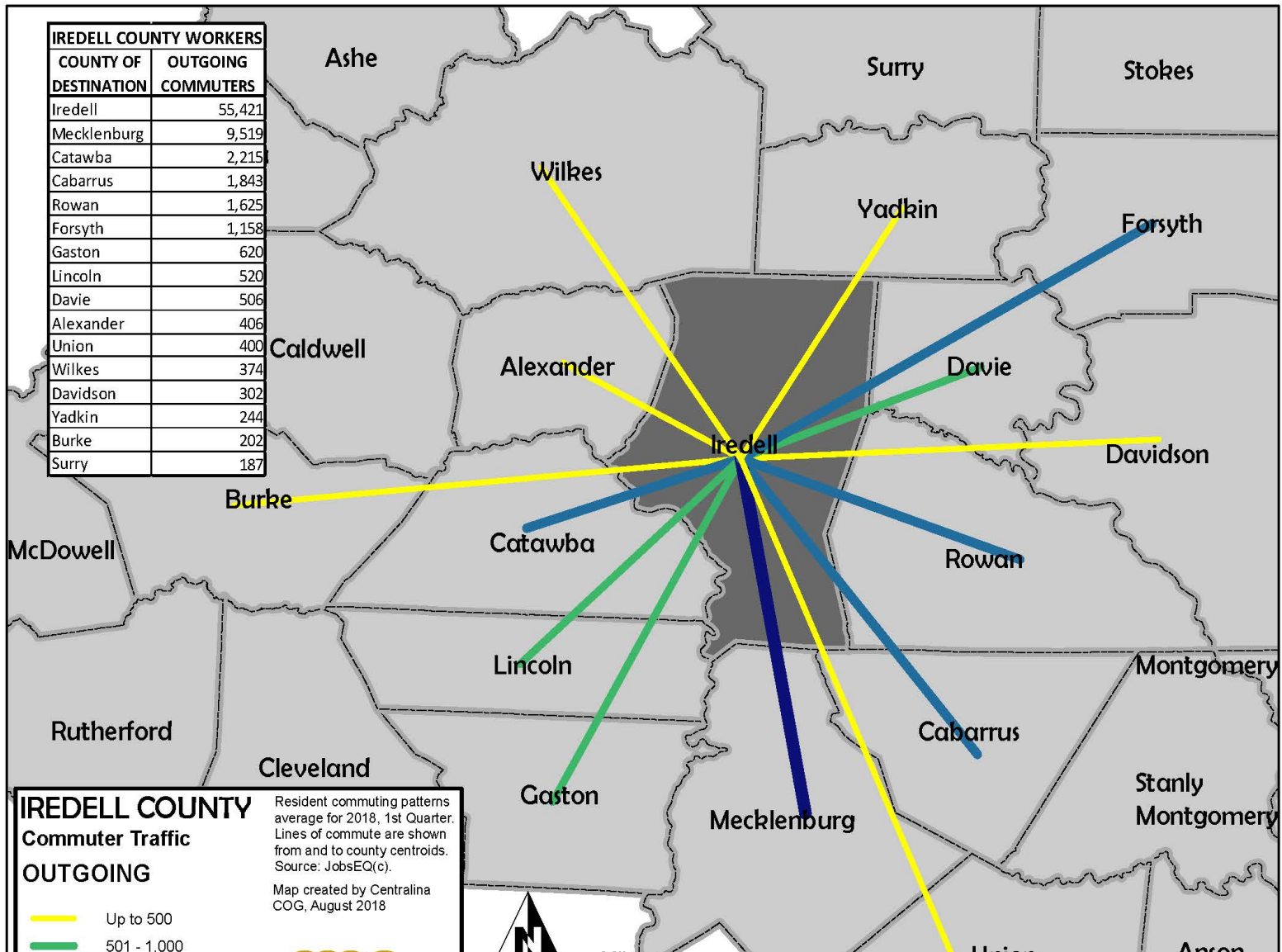
# IREDELL COUNTY 2018 COMMUTING TRAFFIC- INCOMING



# IREDELL COUNTY 2018 COMMUTING TRAFFIC- OUTGOING

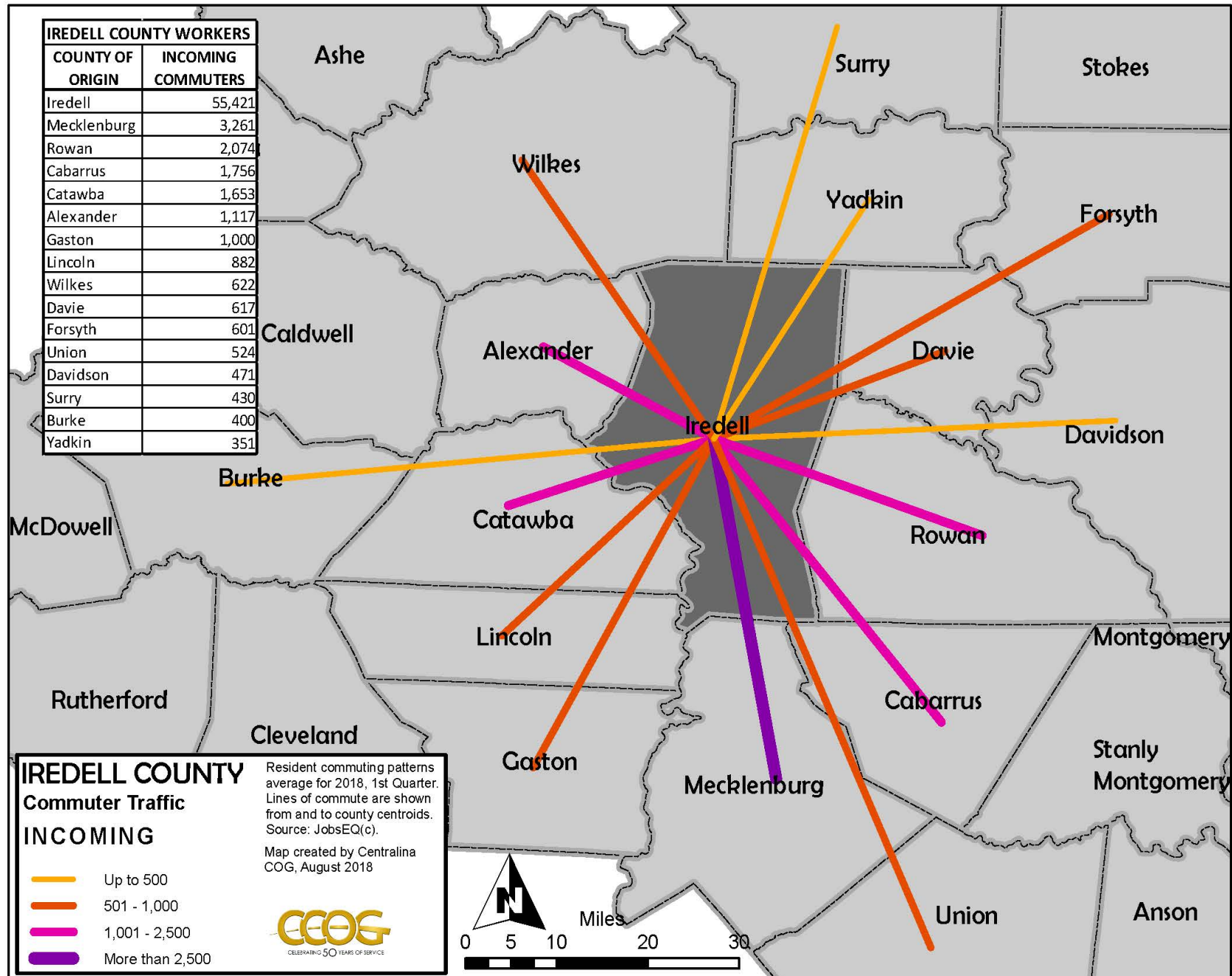


# IREDELL COUNTY 2015 COMMUNTING TRAFFIC- OUTGOING

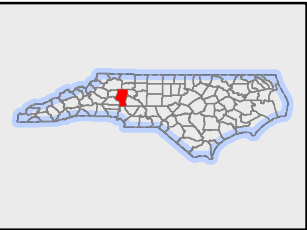
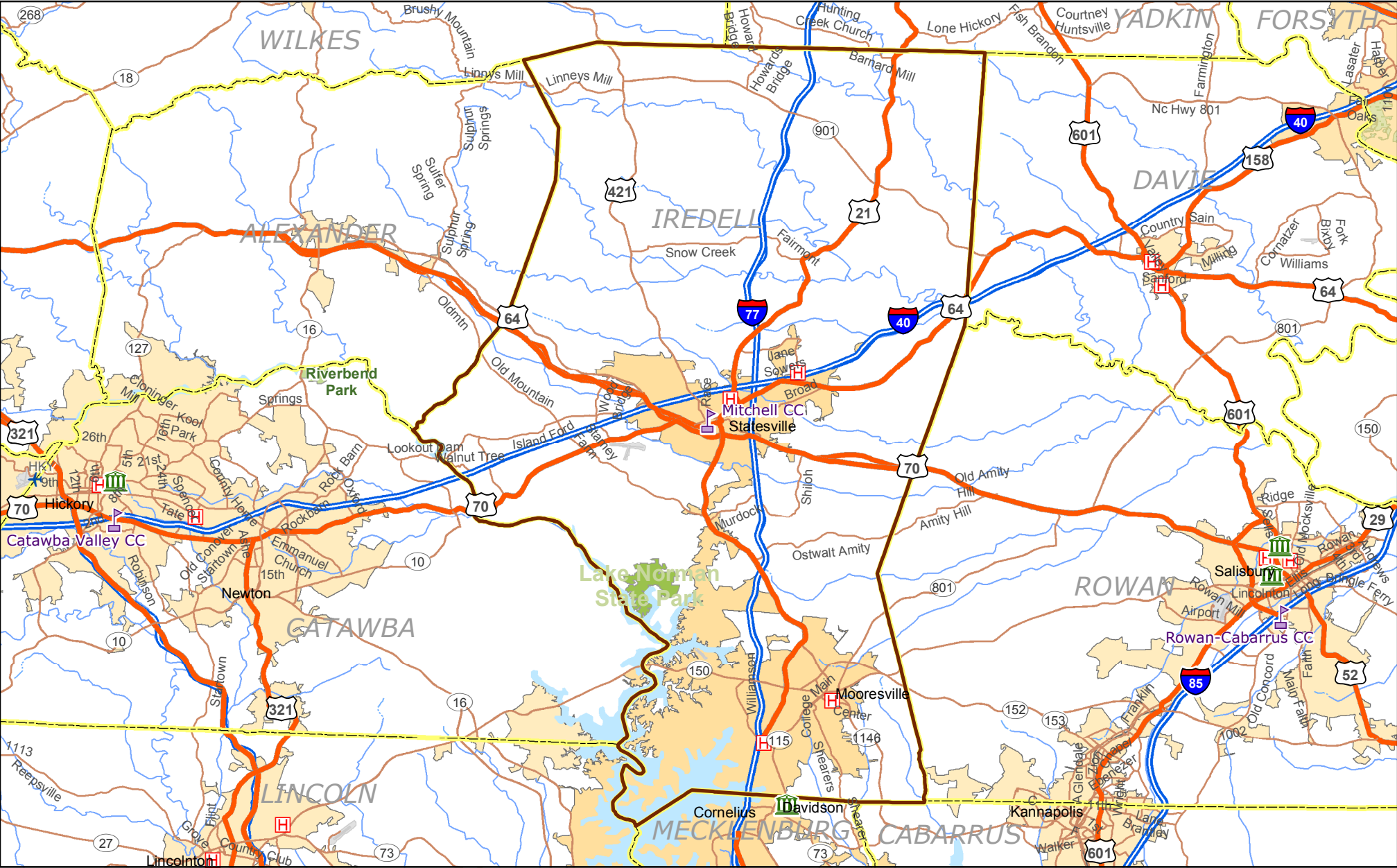




# IREDELL COUNTY 2015 COMMUTING TRAFFIC- INCOMING




Iredell County, North Carolina



**Legend**

<b>Airports by Total Enplanements</b>	Public University	Interstate
14,000,001 - 43,130,585	Private University	US Route
3,000,001 - 14,000,000	NC Community Colleges	NC Route
0 - 3,000,000	Hospital	Major Railroad Lines
		County Boundary



Fiscal Year 2017 – 2018 Announced Projects

Company	Address	Investment	Jobs	Square Footage	Project Type
Biss Product Development	126 Bevan Drive Mooresville, NC 28115	\$800,000.00	8	0	New
Cheney Brothers	195 Business Park Drive Statesville, NC 28677	\$24,000,000.00	105	200,000	Existing
Corvid Technologies	Transco Road Mooresville, NC 28117	\$28,960,000.00	367	200,000	Existing
Knox RV Storage	218 Wilson Park Road Statesville, NC 28625	\$3,000,000.00	5	0	New
Kontane Logistics	386 Crawford Road Statesville, NC 28625	\$6,000,000.00	15	150,000	Existing
Mack Molding	149 Water Tank Road Statesville, NC 28677	\$6,000,000.00	120	60,000	Existing
Mitsubishi Materials USA	105 Corporate Center Drive, Suite A Mooresville, NC 28117	\$1,500,000.00	30	0	New
MoTec	169 Gasoline Alley # 5 Mooresville, NC 28117	\$100,000.00	5	0	Existing
Oak Street Manufacturing	1903 Clayton Street Statesville, NC 28677	\$0.00	5	0	New
Orgin Foods	306 Stamey Farm Rd, Statesville, NC 28677	\$4,000,000.00	53	5,000	Existing
Race City Truck	McKenzie Road	\$225,000.00	5	5000	Existing
Roush Yates	112 Byers Creek Road Mooresville, NC 28117	\$7,800,000.00	30	0	Existing
Southern States Machinery	128 Cayuga Drive Mooresville, NC 28117	\$0.00	10	0	New
Tristone Flowtech, USA	208 Manufacturers Blvd Mooresville, NC 28115	\$23,614,000.00	302	215,000	New
Troutman Spec/Saddle Creek Logistics	279 Old Murdock Road Troutman, NC 28166	\$15,000,000.00	10	301,000	New
Trulearn	109 Professional Park Drive Mooresville, NC 28117	\$435,000.00	44	0	New
Yanjan New Material	159 Walker Road Statesville, NC 28625	\$15,000,000.00	90	0	New
Totals		\$136,434,000.00	1,204	1,136,000	



Fiscal Year 2016 – 2017 Announced Projects

Company	Address	Investment	Jobs	Square Footage	Project Type
CRP USA	127 Goodwin Circle Mooresville, NC 28115	\$0.00	10	20,000	Existing
Greenworks Tools	500 S Main Street #450 Mooresville, NC 28115	\$1,900,000.00	130	40,000	New
Kooks Custom Headers	138 Cedar Pointe Drive Mooresville, NC 28117	\$3,200,000.00	10	20,000	Existing
Ove Decor	500 S Main Street #450 Mooresville, NC 28115	\$0.00	2	3,500	New
Roush Yates Engines	297 Rolling Hill Road Mooresville, NC 28117	\$3,00,000.00	10	0	Existing
Structure Medical, LLC	111 Cayuga Drive Mooresville, NC 28117	\$5,000,000.00	10	20,000	Existing
<b>Car-Mel Products</b>	2205 Mocaro Drive Statesville, NC 28677	\$2,000,000	30	78,500	Existing
<b>Technogym</b>	194 Bucks Indust. Park Dr. Statesville, NC 28625	\$5,000,000	100	105,000	New
<b>McCombs Steel</b>	117 Slingshot Road Statesville, NC 28677	\$5,000,000	10	20,000	Existing
<b>CR Onsrud</b>	120 Technology Drive Troutman, NC 28166	\$6,000,000	50	55,000	Existing
<b>ASMO</b>	470 Crawford Road Statesville, NC 28625	\$96,000,000	83		New
<b>Amesbury Truth</b>	125 Amesbury Truth Drive Statesville, NC 28625	\$38,000,000	25	242,074	New
<b>Totals</b>		\$162,100,003.00	470	242,074	

3A Composites USA Inc.  
Parent: Schweiter Technologies  
Switzerland  
3480 Taylorsville Hwy.  
Statesville, NC 28625  
704-872-8974  
[www.3acompositesusa.com](http://www.3acompositesusa.com)

Accuma Corporation  
Parent: ACCUMA SpA  
Italy  
133 Fanjoy Road  
Statesville, NC 28625  
704-873-1488  
[www.accuma.com](http://www.accuma.com)

AmesburyTruth  
Parent: Tyman PLC  
United Kingdom  
125 AmesburyTruth Drive  
Statesville, NC 28625  
704-924-3263  
[www.amesburytruth.com](http://www.amesburytruth.com)

AquaFinesse USA  
Parent: AquaFinesse  
The Netherlands  
3226 Taylorsville Hwy  
Statesville, NC 28625  
704-838-8111  
[www.quafinesse.com](http://www.quafinesse.com)

ASMO North Carolina Inc.  
Parent: Denso  
Japan  
470 Crawford Rd.  
Statesville, NC 28625  
704-878-6663  
[www.asmo-na.com](http://www.asmo-na.com)

Blueprint Automation, Inc.  
Parent: Blueprint Automation  
The Netherlands  
112 Hawleyville Ln.  
Mooresville, NC 28115  
203-233-6850  
[www.blueprintautomation.com](http://www.blueprintautomation.com)

Bodycote Thermal Processing Inc.  
Parent: Bodycote plc  
United Kingdom  
128 Speedway Lane  
Mooresville, NC 28117  
704-799-0319  
[www.bodycote.com](http://www.bodycote.com)

Bosch Solar Energy North America  
Robert Bosch GmbH  
Germany  
256 Raceway Dr., Ste. 4  
Mooresville, NC 28117  
704-799-0319  
[www.bosch-solarenergy.com](http://www.bosch-solarenergy.com)

Cavotec USA Inc.  
Parent: Cavotec Group Holdings NV  
The Netherlands  
333 Oates Road  
Mooresville, NC 28117  
704-873-3009  
[www.cavotec.com/en/](http://www.cavotec.com/en/)

CEMEX USA Inc.  
Parent: CEMEX SAB de CV  
Mexico  
2067 Salisbury Hwy  
Statesville, NC 28677  
704-873-3263  
[www.cemexusa.com](http://www.cemexusa.com)

Clariant Corp USA/Rite Systems  
Business  
Parent: Clariant Ltd  
Switzerland  
337 Timber Road  
Mooresville, NC 28115  
704-235-5700  
[www.clariant.com](http://www.clariant.com)

Continental Grafix USA Inc.  
Parent: Continental Grafix AG  
Switzerland  
1821 Weinig St.  
Statesville, NC 28677  
704-872-2216  
[www.continentalgrafix.com](http://www.continentalgrafix.com)

Doosan Infracore Portable Power Inc.  
Parent: Doosan Infracore CO LTD  
South Korea  
1293 Glenway Drive  
Statesville, NC 28625  
704-883-3500  
[www.doosanportable.com](http://www.doosanportable.com)

Dyno Nobel Inc.  
Parent: Dyno Nobel Inc.  
Norway  
259 Mosswood Rod  
Olin, NC 28660  
[www.dynonobel.com](http://www.dynonobel.com)

Engineered Sintered Components  
Parent: Sumitomo Electric Sintered  
Alloys Ltd.  
Japan  
250 Old Murdock Road  
Troutman, NC 28166  
704-528-7500  
[www.engsin.com](http://www.engsin.com)

EXIT Home Team Realty  
Parent: Exist Realty Corp International  
Canada  
215 W. Broad Street, Ste. B  
Statesville, NC 28677  
704-881-3948  
[www.myexithometeam.com](http://www.myexithometeam.com)

Ferti Technologies Inc.  
Parent: Ferti Technologies Inc.  
Canada  
111 McNess Road  
Statesville, NC 28677  
704-924-6900  
<https://www.fertitechnologies.com/>

Gates Corp/Power Transmission  
Parent: Onex Corp  
Canada  
283 Riverwood Rd.  
Mooresville, NC 28117  
704-663-1911  
[www.gates.com](http://www.gates.com)

Hexpol Compounding Inc.  
HexPol AB  
Sweden  
280 Crawford Road  
Statesville, NC 28625  
704-872-1585  
[www.hexpol.com](http://www.hexpol.com)

Holms Attachments  
Homs Industri AB  
Sweden  
115 Barium Lane  
Statesville, NC 28677  
704-878-9300  
[www.holms.com](http://www.holms.com)

Homestar  
Homestar North America  
China  
607 Meacham Road  
Statesville, NC 28677  
704-873-3106  
[www.Homestarna.com](http://www.Homestarna.com)

Ilmor Marine LLC  
Ilmore Engineering Ltd  
United Kingdom  
186 Penske Way  
Mooresville, NC 28115  
704-360-1900  
[www.ilmor.com](http://www.ilmor.com)

Johnston North America Inc  
Parent: Johnston Sweepers Ltd  
United Kingdom  
105 Motorsports Road  
Mooresville, NC 28115  
704-658-1333  
[www.johnstonsweepers.us](http://www.johnstonsweepers.us)

LB Plastics Inc  
Parent: The Litchfield Group of  
Companies  
United Kingdom  
482 E. Plaza Drive  
Mooresville, NC 28115  
704-663-1543  
[www.lbplastics.com](http://www.lbplastics.com)

Liburdi Dimetrics Corp  
Parent: Liburdi Engineering Ltd  
Canada  
2599 Charlotte Hwy.  
Mooresville, NC 28117  
704-230-2510  
[www.liburdi.com](http://www.liburdi.com)

McCain Foods USA  
Parent: McCain Foods Limited Inc.  
Canada  
358 Stonemarket Road  
Mooresville, NC 28117  
704-662-8886  
[www.mccainusa.com](http://www.mccainusa.com)

Michael Weinig Inc.  
Parent: Michael Weinig AG  
Germany  
124 Crosslake Park Drive  
Mooresville, NC 28117  
704-799-0100  
[www.weinigusa.com](http://www.weinigusa.com)

MoTec Systems East, Inc.  
Parent: MoTec Pty Ltd  
Germany  
169 Gasoline Aly., Ste. 5  
Mooresville, NC 28117  
704-799-3800  
[www.motec.com](http://www.motec.com)

NGK Ceramics USA Inc.  
Parent: NGK Insulators  
Japan  
119 Mazeppa Road  
Mooresville, NC 28115  
704-664-7000  
[www.ngkceramics.com](http://www.ngkceramics.com)

NuVision Engineering Inc.  
Parent: Capital Vision  
United Kingdom  
184 Rolling Hill Road, Ste. B  
Mooresville, NC 28117  
704-799-2707  
[www.nuvisionengineering.com](http://www.nuvisionengineering.com)

PEP Filters  
Parent: Amiad Filtration Systems LTD  
Israel  
120-J Talbert Road  
Mooresville, NC 28117  
704-662-3133  
[www.pepfilters.com](http://www.pepfilters.com)

Plastiflex North Carolina LLC  
Plastiflex Europe NV  
Belgium  
2101 Sherril Drive  
Statesville, NC 28625  
704-871-8448  
[www.plastiflex.com](http://www.plastiflex.com)

RP Machine Enterprises Inc.  
Parent: RP Machine China  
China  
860 Connor Street  
Statesville, NC 28677  
704-872-8888  
[www.mmsonline.com](http://www.mmsonline.com)

Saacke North America  
Parent: Gebr Saacke GbH & Co.  
Germany  
197 Byers Creek Road, Ste. B  
Mooresville, NC 28117  
704-663-1002  
[www.saacke-usa.com](http://www.saacke-usa.com)

ThyssenKrupp Bilstein of America  
Parent: ThyssenKrupp AG  
Germany  
293 Timber Road  
Mooresville, NC 28115  
704-663-7563  
[www.bilstein.com](http://www.bilstein.com)

Titan Strapping Systems  
Parent: Titan Umreifungstechnik  
Germany  
124 Commercial Drive  
Mooresville, NC 28115  
704-663-240  
[www.titanstrapping.com](http://www.titanstrapping.com)



## International Firms

Tristone Flowtech USA  
Parent: Tristone Flowtech  
Germany  
208 Manufacturers Blvd.  
Mooresville, NC 28115  
980-444-2400  
[www.tristone.com](http://www.tristone.com)

Veolia ES Technical Solutions LLC  
Parent: Veolia Environment SA  
France  
126 Commercial Drive  
Mooresville, NC 28115  
704-662-3044  
[www.veoliawaterna.com](http://www.veoliawaterna.com)

WSP Sells Inc  
Parent: WSP Group plc  
United Kingdom  
128 Talbert Road, Ste. A  
Mooresville, NC 28117  
704-662-0100  
[www.wspgroup.com](http://www.wspgroup.com)

Yanjan USA, LLC  
Parent: S&P Global Market Intelligence  
China  
159 Walker Road  
Statesville, NC 28625  
[www.yanjan.com](http://www.yanjan.com)

Updated March 2019  
Source: Charlotte Regional Business Alliance

NGK Ceramics USA  
119 Mazeppa Road  
Mooresville, NC 28115  
Employees: 700  
NAICS 336390  
Ceramics substrates for automotive  
<https://www.ngkceramics.com/>

Kewaunee Scientific Corporation  
2700 W. Front Street  
Statesville, NC 28677  
Employees: 500  
NAICS 339111  
Laboratory apparatus  
<http://www.kewaunee.com/>

Doosan Infracore Portable Power  
1293 Glenway Drive  
Statesville, NC 28625  
Employees: 500  
NAICS 423120  
<http://www.doosanportablepower.com/>

Engineered Sintered Components  
250 Old Murdock Road  
Troutman, NC 28116  
Employees: 460  
NAICS 336390  
Structural automotive  
<http://www.engsin.com/>

ASMO North Carolina, Inc.  
470 Crawford Road  
Statesville, NC 28625  
Employees: 400  
NAICS 335312  
DC Motor & generator MFG  
[www.denso.com](http://www.denso.com)

Pactiv LLC  
314 Mooresville BLVD  
Mooresville, NC 28115  
Employees: 360  
NAICS 322219  
Disposable food service products  
<https://www.pactiv.com/Pactiv.htm>

Carolina Beverage group  
110 Barley Park Lane  
Mooresville, NC 28115  
Employees: 262  
NAICS 327212  
Bottling  
<https://carolinabeveragegroup.com/>

Cardinal Glass FG  
342 Mooresville BLVD  
Mooresville, NC 28115  
Employees: 250  
NAICS 327212  
Glass fabrication  
<https://www.cardinalcorp.com/>

Badger Sportswear Inc.  
111 Badger Lane  
Statesville, NC 28625  
Employees: 250  
NAICS 315220  
Sportswear & uniforms  
<https://www.badgersport.com/>

Pratt Industries USA  
185 Deer Ridge Lane  
Statesville, NC 28625  
Employees: 250  
NAICS 322211  
Corrugated board & boxes  
<http://www.prattindustries.com/>

JPS Industries Inc.  
5325 Conner Street  
Statesville, NC 28677  
Employees: 220  
NAICS 313210  
Broad woven fabric mills  
<https://jpscm.com/>

Mack Molding Co.  
149 Water Tank Road  
Statesville, NC 28677  
Employees: 200  
NAICS 326199  
Plastic injection molding  
<https://www.mack.com/>

Tube Specialties  
1401 Industrial Drive  
Statesville, NC 28625  
Employees: 200  
NAICS 331210  
Iron steel pipe & tube manufacturing  
from purchased steel  
<http://www.tubespecialties.com/>

Thor-Lo Inc.  
2210 Newton Drive  
Statesville, NC 28677  
Employees: 185  
NAICS 315110  
Athletic sock products  
<https://www.thorlo.com/>

Roush Yates Racing Engines  
297 Rolling Hill Road  
Mooresville, NC 28117  
Employees: 174  
NAICS 336390  
Motor Vehicle Parts & Accessories  
<https://roushyates.com/>

Lowe's Companies Inc.  
1000 Lowes Blvd.  
Mooresville, NC 28117  
Employees: 4,000  
NAICS 444110  
Home Improvement/Headquarters  
<https://www.lowes.com/>

Iredell- Statesville Schools  
549 N. Race Street  
Statesville, NC 28677  
Employees: 2,900  
NAICS 611110  
Education  
<https://www.iss.k12.nc.us/>

Iredell Memorial Hospitals  
Iredell Health System  
557 Brookdale Drive  
Statesville, NC 28677  
Employee: 1,448  
Healthcare  
[www.iredellhealth.org](http://www.iredellhealth.org)

Iredell County  
200 S. Center Street  
Statesville, NC 28677  
Employees: 1,330  
NAICS 921110  
Government  
<https://www.co.iredell.nc.us/>

Lake Norman Regional Medical Center  
171 Fairview Road  
Mooresville, NC 28117  
Employees: 775  
NAICS 622110  
Healthcare  
<https://www.lnrmc.com/>

Mooresville Graded School District  
305 N. Main Street  
Mooresville, NC 28115  
Employees: 765  
NAICS 611110  
Education  
<https://www.mgsd.k12.nc.us/>

NGK Ceramics USA  
119 Mazeppa Road  
Mooresville, NC 28115  
Employees: 700  
NAICS 336390  
Ceramics substrates for automotive  
<http://www.ngkceramics.com/>

Davis Regional Medical Center  
218 Old Mocksville Road  
Statesville, NC 28625  
Employees: 500  
NAICS 622110  
Healthcare  
<https://www.davisregional.com/>

Kewaunee Scientific Corporation  
2700 W. Front Street  
Statesville, NC 28677  
Employees: 500  
NAICS 339111  
Laboratory apparatus  
<http://www.kewaunee.com/>

Doosan Infracore Portable Power  
1293 Glenway Drive  
Statesville, NC 28625  
Employees: 500  
NAICS 423120  
<http://www.doosanportablepower.com/>

Town of Mooresville  
413 N. Main Street  
Mooresville, NC 28115  
Employees: 489  
NAICS 921110  
Government  
<https://www.ci.mooresville.nc.us/>

Engineered Sintered Components  
250 Old Murdock Road  
Troutman, NC 28116  
Employees: 460  
NAICS 336390  
Structural automotive  
<http://www.engsin.com/>

City of Statesville  
301 S. Center Street  
Statesville, NC 28166  
Employees: 425  
NAICS 921110  
Government  
<http://www.statesvillenc.net/>

Team Penske  
200 Penske Way  
Mooresville, NC 28115  
Employees: 400  
NAICS 711219  
Racing Team  
<https://www.teampenske.com/>

ASMO North Carolina, Inc.  
470 Crawford Road  
Statesville, NC 28625  
Employees: 400  
NAICS 335312  
DC Motor & generator MFG  
[www.denso.com](http://www.denso.com)

Piedmont HealthCare  
650 Signal Hill Drive  
Statesville, NC 28625  
Employees: 389  
NAICS 621111  
Multi-specialty medical group  
<https://piedmonthhealthcare.com/>

Pactiv LLC  
314 Mooresville BLVD  
Mooresville, NC 28115  
Employees: 360  
NAICS 322219  
Disposable food service products  
<https://www.pactiv.com/Pactiv.htm>

Manheim Statesville  
145 Auction Lane  
Statesville, NC 28625  
Employees: 350  
NAICS 425120  
Automobile auction  
[Manheim](http://Manheim)



Mitchell Community College  
500 West Broad Street  
Statesville, NC 28677  
Employees: 314  
NAICS 611210  
Community College  
<https://mitchellcc.edu/>

Kazako's Brothers Properties  
534 Tunersburg Hwy.  
Statesville, NC 28625  
Employees: 243  
NAICS 722511  
Full-service restaurants

Engage 2 Excel  
149 Crawford Road  
Statesville, NC 28625  
Employees: 265  
NAICS 425120  
Assembler & distributor of employee  
recognition awards  
<https://www.engage2excel.com/>

Carolina Beverage group  
110 Barley Park Lane  
Mooresville, NC 28115  
Employees: 262  
NAICS 327212  
Bottling  
<https://carolinabeveragegroup.com/>

Cardinal Glass FG  
342 Mooresville BLVD  
Mooresville, NC 28115  
Employees 250  
NAICS 327212  
Glass fabrication  
<https://www.cardinalcorp.com/>

Badger Sportswear Inc.  
111 Badger Lane  
Statesville, NC 28625  
Employees: 250  
NAICS 315220  
Sportswear & uniforms  
<https://www.badgersport.com/>

Pratt Industries USA  
185 Deer Ridge Lane  
Statesville, NC 28625  
Employees: 250  
NAICS 322211  
Corrugated board & boxes  
<http://www.prattindustries.com/>

Updated March 2019  
Source: Charlotte Regional Business Alliance